

Pete Savage

# Building GUI applications with Python, GTK and Glade



# Roadmap

- Why use python?
- The Concepts
- The Tools
- Example
- Advanced
- Resources
- Questions - Gulp!!

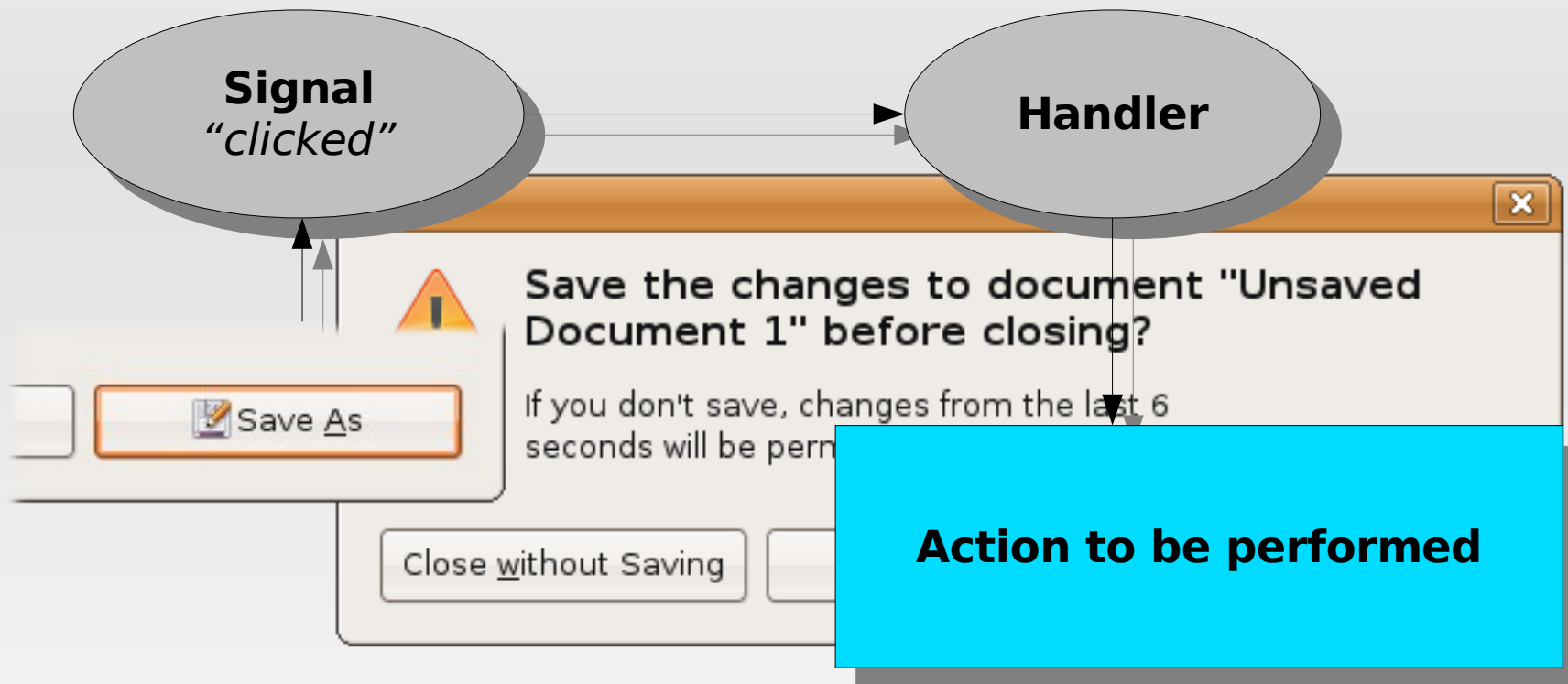


# Why use Python?

- Easy to learn
- Promotes clean, readable code
- Cross platform Linux/Windows
- Good RAD (Rapid Application Development)
- Great Documentation



# The Concepts



# The Tools

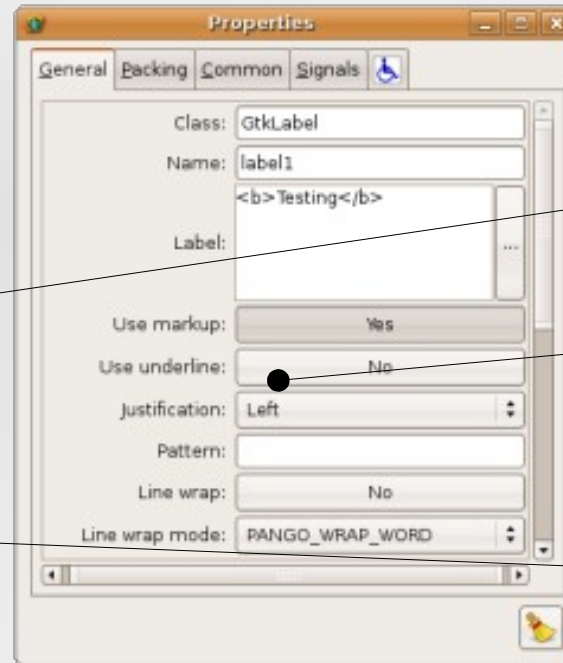
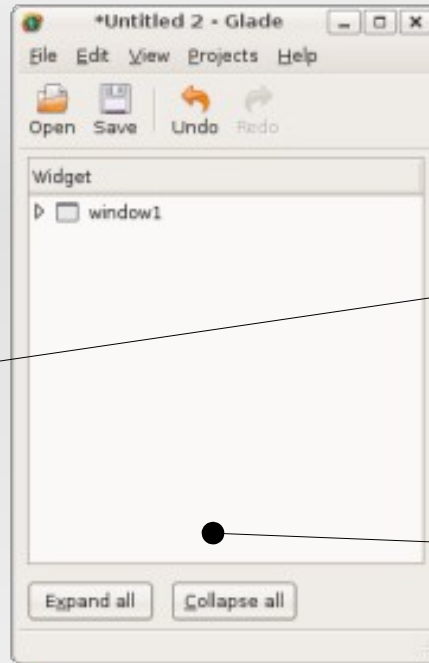
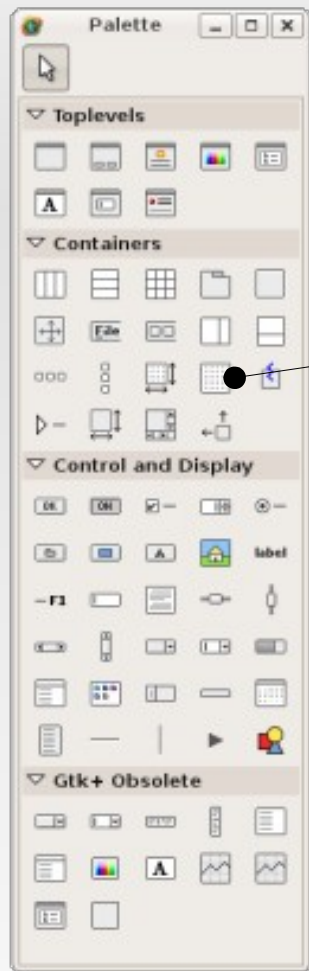
- Python
  - Ties everything together, handlers etc
- Glade
  - Designs the GUI
  - Sets up signals with references
- PyGTK
  - Interfaces between python and GTK
- GTK
  - Library for drawing and handling graphical elements



# Glade

- Easy to create complex GUI
- Can handle linking of signals to handlers via a “dictionary”
- Can produce large-ish files

# Glade Designer



Toolbox

Properties

Project

GUI Preview

# Create an example

- An application that counts each time a button is clicked
- Presents a dialog box when the total button is clicked

# What have we done?

- Created example.glade file
- Created main window
- Set up initial widgets
- Tied widget signals to references

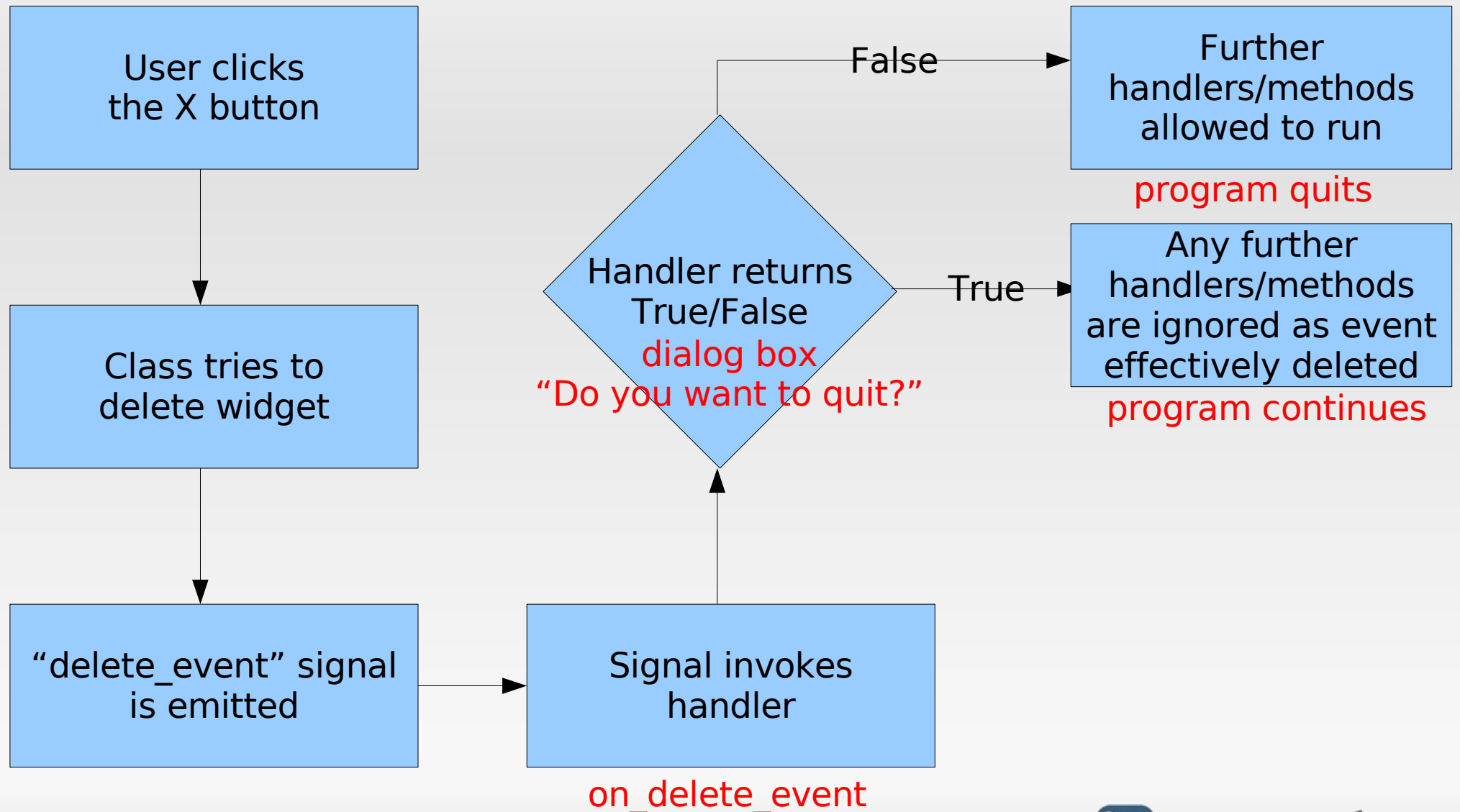
# Python program

- Import glade
- Create GUI class
- Assign signal references to handler functions
- Write handler functions

# Extending the program

- Event handlers – act as an interrupt
  - e.g. “Are you sure you want to quit?”

# The "delete\_event" signal



# Advanced Topics

- Creating your own widgets
- Using Drag and Drop methods
- Using treestores and liststores

# Resources

- Python website
  - <http://www.python.org>
- PyGTK website
  - <http://www.pygtk.org>
- Gnome website
  - <http://www.gnome.org>



# Topics Covered

- Why use python?
- The Concepts
- The Tools
- Example
- Advanced
- Resources
- Questions - Gulp!!



# Questions?

- Questions?
- 
- 

